

# Beginning Blend BINGO Pack

## To Prepare:

- Print game boards onto card stock and laminate for durability. Another cheaper option is to slip the game boards into plastic sleeve protectors.
- Cut apart and laminate beginning blend picture cards (pp. 8-9).
- Locate bingo chips or dry erase markers for each player.

## To Play: (for 2-6 players)

- Each player chooses his own game board (6 are provided)
- Players can use bingo chips or dry erase markers on their board.
- Shuffle the beginning blend picture cards and place them facedown in a pile.
- Players take turns picking the top picture card off the deck, naming the picture, then identifying the beginning blend.
- Players all look on their game board for the beginning blend that matches with that picture. (Words are on each picture card for extra help.)
- If a player has that beginning blend on his board, he places a bingo chip on it or marks it off.
- Play continues until one player has three in a row or covers his entire board.
- Switch boards and play again!

**Terms of Use:** This free printable was created for you to use at home with your child/students or with multiple children in a classroom/tutoring setting. Please **do not** sell, host, reproduce, giveaway, or store on any other site (including a blog, Facebook, 4Shared, Dropbox, etc.). Thank you!

Beginning  
Blend BINGO

st

cl

br

fr

sm

pl

tr

gl

sk

Beginning  
Blend BINGO

cr

qu

bl

sl

dr

fl

pr

tw

sp

Beginning  
Blend BINGO

fr

sn

bl

sk

pr

cr

st

tw

gl

Beginning  
Blend BINGO

sc

br

tw

pl

fr

cl

sp

gr

qu

Beginning  
Blend BINGO

gl

sw

pr

dr

fl

qu

cr

bl

sn

Beginning  
Blend BINGO

tr

qu

sl

sm

cl


br

gr


sw

fl


blocks

[www.thisreadingmama.com](http://www.thisreadingmama.com)


bread




clip



crab



flag




frog




drum




glue



grapes



plant



pray




quack






scarf




skate




slide



smile



snake




spoon




star




swim



tree



twins



Print cards onto cardstock and laminate for durability.

\*Shuffle and place facedown in a pile.

\*Players take turns choosing a card, naming the picture, identifying the beginning blend, then covering the corresponding blend on their own game board.